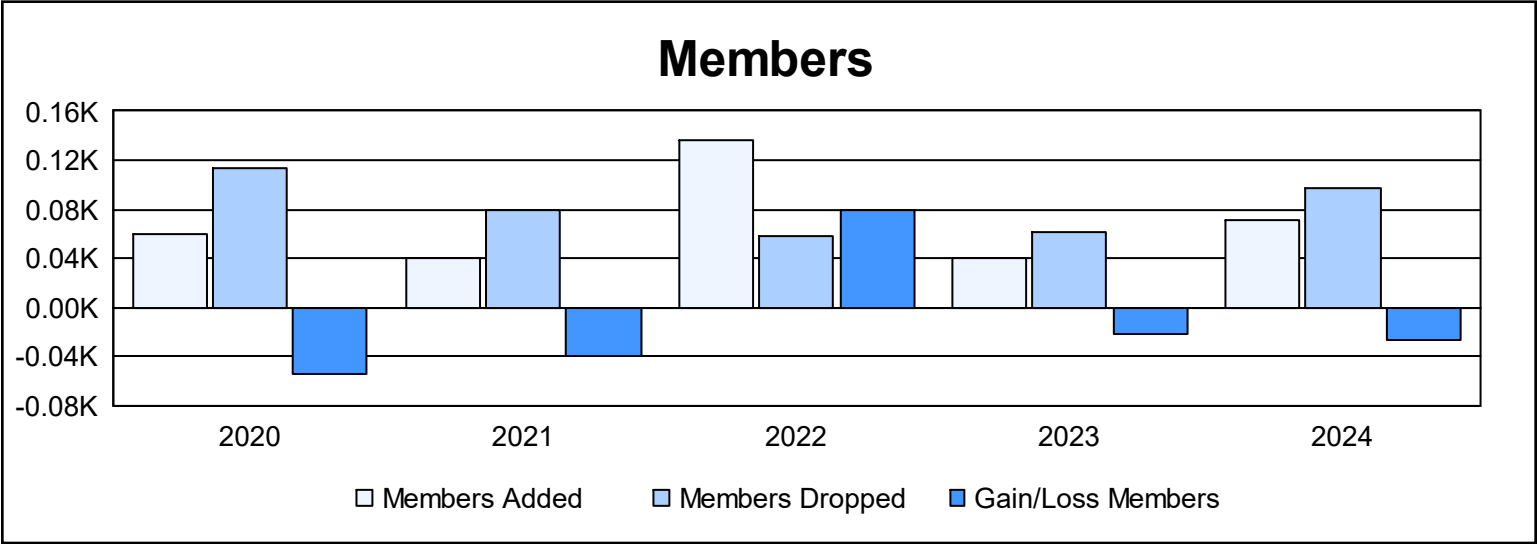
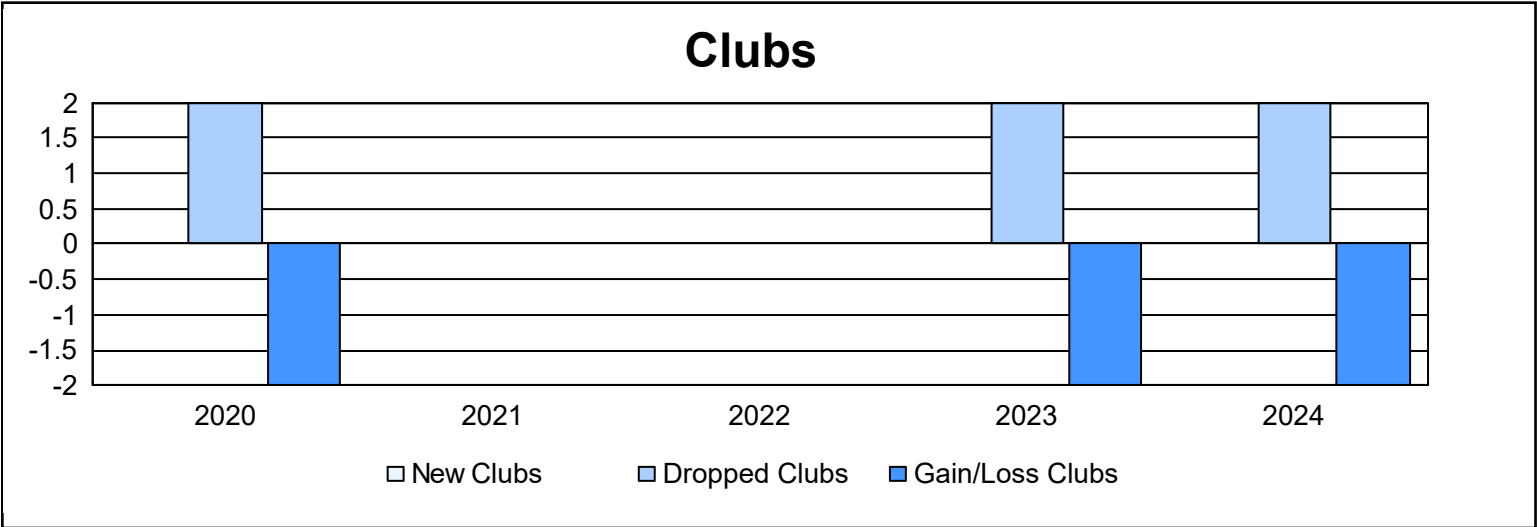
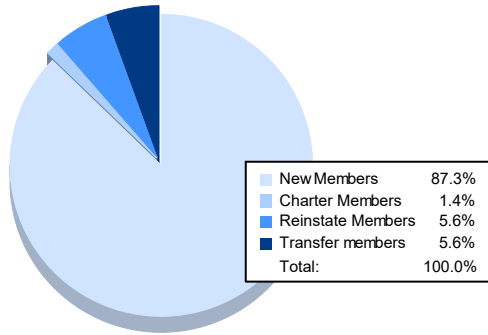


Year	New Clubs	Dropped Clubs	Gain/ Loss Clubs	New Members	Charter Members	Reinstate Members	Transfer Members	Total Member Added	Total Members Dropped	Gain/ Loss Members
2019-2020	0	2	-2	49	0	7	3	59	113	-54
2020-2021	0	0	0	30	0	8	2	40	80	-40
2021-2022	0	0	0	135	0	2	0	137	58	79
2022-2023	0	2	-2	35	0	3	2	40	62	-22
2023-2024	0	2	-2	62	1	4	4	71	97	-26
Average	0	1	-1	62	0	5	2	69	82	-13



### Membership Composition June 2024 Cumulative



### Gender Composition June 2024 Cumulative

